
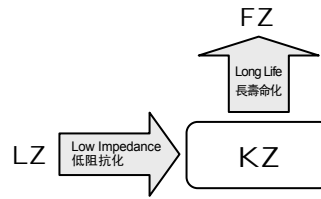


EXTRA LOWER IMPEDANCE

極低阻抗品

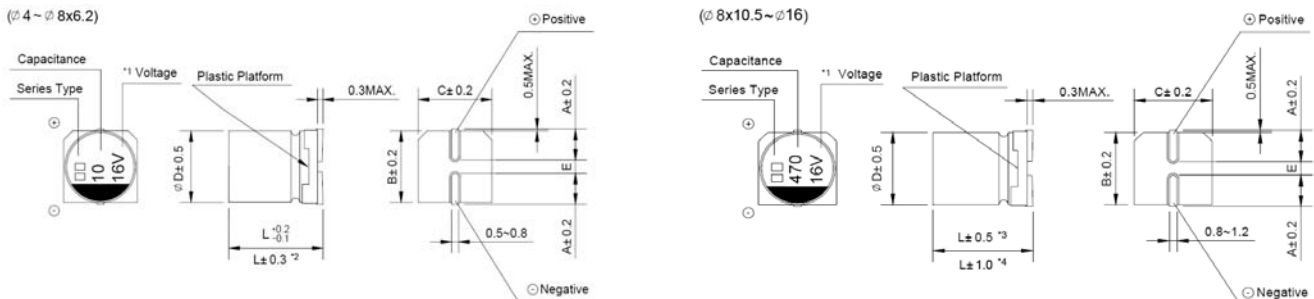
- Extra low impedance with temperature range -55 ~ +105°C
極低阻抗和適用於 -55 ~ +105°C 的溫度範圍
- Impedance 40~60% less than LZ series
阻抗值比 LZ 系列低 40~60%
- Comply with the RoHS directive
符合 RoHS 指令



□ SPECIFICATIONS 特性表

Items 項目	Characteristics 主要特性																																										
Operation Temperature Range 使用溫度範圍	-55 ~ +105°C																																										
Voltage Range 額定工作電壓範圍	6.3 ~ 50V																																										
Capacitance Range 靜電容量範圍	4.7 ~ 4700µF																																										
Capacitance Tolerance 靜電容量允許偏差	±20% at 120Hz, 20°C																																										
Leakage Current 漏電流	Leakage current (∅4~∅10) ≅ 0.01CV or 3µA, whichever is greater (after 2 minutes application of rated voltage) Leakage current (∅12.5~∅16) ≅ 0.03CV or 4µA, whichever is greater (after 1 minute application of rated voltage) 漏電流 (∅4~∅10) ≅ 0.01CV 或 3µA, 取較大值 (施加額定工作電壓 2 分鐘後) 漏電流 (∅12.5~∅16) ≅ 0.03CV 或 4µA, 取較大值 (施加額定工作電壓 1 分鐘後)																																										
Dissipation Factor (tan δ) 損耗角正切	Measurement frequency 測試頻率: 120Hz, Temperature 溫度: 20°C <table border="1"> <thead> <tr> <th>Rated Voltage (V) 額定工作電壓</th> <th>6.3</th> <th>10</th> <th>16</th> <th>25</th> <th>35</th> <th>50</th> </tr> </thead> <tbody> <tr> <td>tan δ (max.) 最大損耗角正切</td> <td>∅4~∅10</td> <td>0.22</td> <td>0.19</td> <td>0.16</td> <td>0.14</td> <td>0.12</td> <td>0.12</td> </tr> <tr> <td></td> <td>∅12.5~∅16</td> <td>0.26</td> <td>0.22</td> <td>0.18</td> <td>0.16</td> <td>0.14</td> <td>0.12</td> </tr> </tbody> </table>	Rated Voltage (V) 額定工作電壓	6.3	10	16	25	35	50	tan δ (max.) 最大損耗角正切	∅4~∅10	0.22	0.19	0.16	0.14	0.12	0.12		∅12.5~∅16	0.26	0.22	0.18	0.16	0.14	0.12																			
Rated Voltage (V) 額定工作電壓	6.3	10	16	25	35	50																																					
tan δ (max.) 最大損耗角正切	∅4~∅10	0.22	0.19	0.16	0.14	0.12	0.12																																				
	∅12.5~∅16	0.26	0.22	0.18	0.16	0.14	0.12																																				
Stability at Low Temperature 低溫特性	Measurement frequency 測試頻率: 120Hz <table border="1"> <thead> <tr> <th>Rated Voltage (V) 額定工作電壓</th> <th>6.3</th> <th>10</th> <th>16</th> <th>25</th> <th>35</th> <th>50</th> </tr> </thead> <tbody> <tr> <td rowspan="2">Impedance Ratio 阻抗比</td> <td>∅4~∅10</td> <td>Z(-25°C) / Z(20°C)</td> <td>2</td> <td>2</td> <td>2</td> <td>2</td> <td>2</td> </tr> <tr> <td></td> <td>Z(-55°C) / Z(20°C)</td> <td>5</td> <td>4</td> <td>4</td> <td>3</td> <td>3</td> </tr> <tr> <td rowspan="3">ZT/Z20 (max.)</td> <td rowspan="3">∅12.5~∅16</td> <td>Z(-25°C) / Z(20°C)</td> <td>3</td> <td>3</td> <td>2</td> <td>2</td> <td>2</td> </tr> <tr> <td>Z(-55°C) / Z(20°C)</td> <td>10</td> <td>8</td> <td>6</td> <td>4</td> <td>3</td> </tr> <tr> <td></td> <td></td> <td></td> <td></td> <td></td> <td></td> </tr> </tbody> </table>	Rated Voltage (V) 額定工作電壓	6.3	10	16	25	35	50	Impedance Ratio 阻抗比	∅4~∅10	Z(-25°C) / Z(20°C)	2	2	2	2	2		Z(-55°C) / Z(20°C)	5	4	4	3	3	ZT/Z20 (max.)	∅12.5~∅16	Z(-25°C) / Z(20°C)	3	3	2	2	2	Z(-55°C) / Z(20°C)	10	8	6	4	3						
Rated Voltage (V) 額定工作電壓	6.3	10	16	25	35	50																																					
Impedance Ratio 阻抗比	∅4~∅10	Z(-25°C) / Z(20°C)	2	2	2	2	2																																				
		Z(-55°C) / Z(20°C)	5	4	4	3	3																																				
ZT/Z20 (max.)	∅12.5~∅16	Z(-25°C) / Z(20°C)	3	3	2	2	2																																				
		Z(-55°C) / Z(20°C)	10	8	6	4	3																																				
Load Life 高溫負荷特性	After 3000 hrs. (1000 hrs. for ∅4~∅6.3x5.4, 2000 hrs. for ∅6.3x7.7 & ∅8) application of the rated voltage at 105°C, they meet the characteristics listed below. 在 105°C 環境中施加額定工作電壓 3000 小時 (∅4~∅6.3x5.4 為 1000 小時, ∅6.3x7.7 和 ∅8 為 2000 小時) 後, 電容器的特性符合下表的要求。 <table border="1"> <tbody> <tr> <td>Capacitance Change 靜電容量變化率</td> <td>Within ±25% of initial value 初始值的±25%以內</td> </tr> <tr> <td>Dissipation Factor 損耗角正切</td> <td>200% or less of initial specified value 不大於規範值的 200%</td> </tr> <tr> <td>Leakage Current 漏電流</td> <td>initial specified value or less 不大於規範值</td> </tr> </tbody> </table>	Capacitance Change 靜電容量變化率	Within ±25% of initial value 初始值的±25%以內	Dissipation Factor 損耗角正切	200% or less of initial specified value 不大於規範值的 200%	Leakage Current 漏電流	initial specified value or less 不大於規範值																																				
Capacitance Change 靜電容量變化率	Within ±25% of initial value 初始值的±25%以內																																										
Dissipation Factor 損耗角正切	200% or less of initial specified value 不大於規範值的 200%																																										
Leakage Current 漏電流	initial specified value or less 不大於規範值																																										
Shelf Life 高溫貯存特性	After leaving capacitors under no load at 105°C for 1000 hours, they meet the specified value for load life characteristics listed above. 在 105°C 環境中無負荷放置 1000 小時後, 電容器的特性符合高溫負荷特性中所列的規定值。																																										
Resistance to Soldering Heat 耐焊接熱特性	After reflow soldering and restored at room temperature, they meet the characteristics listed below. 經過回流焊並冷卻至室溫後, 電容器的特性符合下表的要求。 <table border="1"> <tbody> <tr> <td>Capacitance Change 靜電容量變化率</td> <td>Within ±10% of initial value 初始值的±10%以內</td> </tr> <tr> <td>Dissipation Factor 損耗角正切</td> <td>initial specified value or less 不大於規範值</td> </tr> <tr> <td>Leakage Current 漏電流</td> <td>initial specified value or less 不大於規範值</td> </tr> </tbody> </table>	Capacitance Change 靜電容量變化率	Within ±10% of initial value 初始值的±10%以內	Dissipation Factor 損耗角正切	initial specified value or less 不大於規範值	Leakage Current 漏電流	initial specified value or less 不大於規範值																																				
Capacitance Change 靜電容量變化率	Within ±10% of initial value 初始值的±10%以內																																										
Dissipation Factor 損耗角正切	initial specified value or less 不大於規範值																																										
Leakage Current 漏電流	initial specified value or less 不大於規範值																																										
Marking 標示	Black print on the case top. 鋁殼頂部黑字印刷。																																										

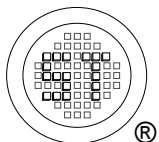
□ DRAWING (Unit: mm) 外形圖



- *1. Voltage mark for 6.3V is [6V] 6.3V 的產品標識為 [6V]
- *2. Applicable to ∅6.3x7.7 適用於 ∅6.3x7.7
- *3. Applicable to ∅8x10.5~∅10 適用於 ∅8x10.5~∅10
- *4. Applicable to ∅12.5~∅16 適用於 ∅12.5~∅16


NOTE: All designs and specifications are for reference only and are subject to change without prior notice. If any doubt about safety for your application, please contact us immediately for technical assistance before purchase.

注: 以上所提供的設計及特性參數僅供參考, 任何修改不作預先通知。如果在使用上有疑問, 請在採購前與我們聯繫, 以便提供技術上的協助。



SEMTECH ELECTRONICS LTD.

(Subsidiary of Sino-Tech International Holdings Limited, a company listed on the Hong Kong Stock Exchange, Stock Code: 724)



ISO/TS 16949:2002
Certificate No. 05103

ISO 14001:2004
Certificate No. 7116

ISO 9001:2000
Certificate No. 050608

BS-OHSAS 18001:2007
Certificate No. 7116

IECQ QC 080000
Certificate No. R6184181

□ DIMENSIONS (Unit: mm) 尺寸表

∅D x L	4 x 5.4	5 x 5.4	6.3 x 5.4	6.3 x 7.7	8 x 6.2	8 x 10.5	10 x 10.5	10 x 13.5	12.5 x 13.5	12.5 x 16	16 x 16.5
A	1.8	2.1	2.4	2.4	3.3	2.9	3.2	3.2	4.7	4.7	5.5
B	4.3	5.3	6.6	6.6	8.3	8.3	10.3	10.3	13.0	13.0	17.0
C	4.3	5.3	6.6	6.6	8.3	8.3	10.3	10.3	13.0	13.0	17.0
E ± 0.2	1.0	1.3	2.2	2.2	2.2	3.1	4.4	4.4	4.4	4.4	6.7
L	5.4	5.4	5.4	7.7	6.2	10.5	10.5	13.5	13.5	16.0	16.5

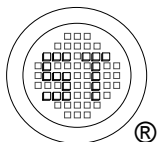
□ DIMENSIONS & MAXIMUM PERMISSIBLE RIPPLE CURRENT & IMPEDANCE 規格尺寸及最大允許紋波電流及阻抗值

μF	WV Code 代碼	6.3			10			16		
		0J			1A			1C		
10	100							4 x 5.4	1.8	80
15	150							4 x 5.4	1.8	80
22	220	4 x 5.4	1.8	80	4 x 5.4	1.8	80	5 x 5.4 (4 x 5.4)	0.76 (1.8)	150 (80)
33	330	5 x 5.4 (4 x 5.4)	0.76 (1.8)	150 (80)	5 x 5.4 (4 x 5.4)	0.76 (1.8)	150 (80)	6.3 x 5.4 (5 x 5.4)	0.44 (0.76)	230 (150)
47	470	5 x 5.4 (4 x 5.4)	0.76 (1.8)	150 (80)	6.3 x 5.4 (5 x 5.4)	0.44 (0.76)	230 (150)	6.3 x 5.4 (5 x 5.4)	0.44 (0.76)	230 (150)
56	560	5 x 5.4	0.76	150	6.3 x 5.4	0.44	230	6.3 x 5.4	0.44	230
68	680	6.3 x 5.4 (5 x 5.4)	0.44 (0.76)	230 (150)	6.3 x 5.4	0.44	230	6.3 x 7.7 (6.3 x 5.4) (8 x 6.2)	0.34 (0.44) (0.34)	280 (230) (280)
100	101	6.3 x 5.4 (5 x 5.4)	0.44 (0.76)	230 (150)	6.3 x 7.7 (6.3 x 5.4) (8 x 6.2)	0.34 (0.44) (0.34)	280 (230) (280)	6.3 x 7.7 (6.3 x 5.4) (8 x 6.2)	0.34 (0.44) (0.34)	280 (230) (280)
150	151	6.3 x 5.4	0.44	230	6.3 x 7.7	0.34	280	6.3 x 7.7	0.34	280
220	221	6.3 x 7.7 (6.3 x 5.4) (8 x 6.2)	0.34 (0.44) (0.34)	280 (230) (280)	6.3 x 7.7 (8 x 6.2)	0.34 (0.34)	280 (280)	8 x 10.5 (6.3 x 7.7)	0.17 (0.34)	450 (280)
330	331	6.3 x 7.7 (8 x 6.2)	0.34 (0.34)	280 (280)	8 x 10.5	0.17	450	10 x 10.5 (8 x 10.5)	0.09 (0.17)	670 (450)
470	471	8 x 10.5	0.17	450	8 x 10.5	0.17	450	10 x 10.5 (8 x 10.5)	0.09 (0.17)	670 (450)
680	681	10 x 10.5 (8 x 10.5)	0.09 (0.17)	670 (450)	10 x 10.5	0.09	670	10 x 13.5 (10 x 10.5)	0.075 (0.09)	800 (670)
1000	102	10 x 10.5 (8 x 10.5)	0.09 (0.17)	670 (450)	10 x 10.5	0.09	670	16 x 16.5 (12.5 x 16) (12.5 x 13.5)	0.055 (0.06) (0.065)	1350 (1050) (900)
1500	152	10 x 13.5 (10 x 10.5)	0.075 (0.09)	800 (670)	12.5 x 13.5	0.065	900	16 x 16.5	0.055	1350
2200	222	12.5 x 13.5	0.065	900	12.5 x 16	0.060	1050	16 x 16.5	0.055	1350
3300	332	12.5 x 16	0.060	1050	16 x 16.5	0.055	1350			
4700	472	16 x 16.5	0.055	1350						

μF	WV Code 代碼	25			35			50		
		1E			1V			1H		
4.7	4R7				4 x 5.4	1.8	80	5 x 5.4 (4 x 5.4)	1.52 (3.0)	85 (60)
10	100	4 x 5.4	1.8	80	5 x 5.4 (4 x 5.4)	0.76 (1.8)	150 (80)	6.3 x 5.4 (5 x 5.4)	0.88 (1.52)	165 (85)
15	150	5 x 5.4	0.76	150	5 x 5.4	0.76	150	6.3 x 5.4	0.88	165
22	220	6.3 x 5.4 (5 x 5.4)	0.44 (0.76)	230 (150)	6.3 x 5.4 (5 x 5.4)	0.44 (0.76)	230 (150)	6.3 x 7.7 (6.3 x 5.4) (8 x 6.2)	0.68 (0.88) (0.68)	185 (165) (185)
33	330	6.3 x 5.4 (5 x 5.4)	0.44 (0.76)	230 (150)	6.3 x 5.4 (8 x 6.2)	0.44 (0.34)	230 (280)	6.3 x 7.7 (6.3 x 5.4) (8 x 6.2)	0.68 (0.68)	185 (185)
47	470	6.3 x 7.7 (6.3 x 5.4) (8 x 6.2)	0.34 (0.44) (0.34)	280 (230) (280)	6.3 x 7.7 (6.3 x 5.4) (8 x 6.2)	0.34 (0.44) (0.34)	280 (230) (280)	6.3 x 7.7 (8 x 6.2)	0.68 (0.68)	185 (185)
56	560	6.3 x 7.7 (6.3 x 5.4)	0.34 (0.44)	280 (230)	6.3 x 7.7	0.34	280	8 x 10.5 (6.3 x 7.7)	0.34 (0.68)	350 (185)
68	680	6.3 x 7.7	0.34	280	6.3 x 7.7	0.34	280	8 x 10.5	0.34	350
100	101	6.3 x 7.7 (8 x 6.2)	0.34 (0.34)	280 (280)	8 x 10.5	0.17	450	10 x 10.5 (8 x 10.5)	0.18 (0.34)	670 (350)
150	151	8 x 10.5 (6.3 x 7.7)	0.17 (0.34)	450 (280)	10 x 10.5	0.09	670	10 x 10.5	0.18	670
								Case size ∅D x L (mm) 尺寸	Impedance (Ω) at 20°C 100KHz 阻抗值	Ripple current (mA rms) at 105°C 100KHz 紋波電流



NOTE: All designs and specifications are for reference only and are subject to change without prior notice. If any doubt about safety for your application, please contact us immediately for technical assistance before purchase.

注：以上所提供的設計及特性參數僅供參考，任何修改不作預先通知。如果在使用上有疑問，請在採購前與我們聯繫，以便提供技術上的協助。



SEMTECH ELECTRONICS LTD.

(Subsidiary of Sino-Tech International Holdings Limited, a company listed on the Hong Kong Stock Exchange, Stock Code: 724)



ISO/TS 16949 : 2002 Certificate No. 05103 | ISO 14001:2004 Certificate No. 7116 | ISO 9001:2000 Certificate No. 006008 | BS-OHSAS 18001:2007 Certificate No. 7116 | IEQ QC 08000 Certificate No. 7116

□ DIMENSIONS & MAXIMUM PERMISSIBLE RIPPLE CURRENT & IMPEDANCE 規格尺寸及最大允許紋波電流及阻抗值

μF	WV Code 代碼	25			35			50		
		1E			1V			1H		
220	221	8 × 10.5	0.17	450	10 × 10.5	0.09	670	10 × 13.5 (10 × 10.5)	0.16 (0.18)	750 (670)
330	331	10 × 10.5 (8 × 10.5)	0.09 (0.17)	670 (450)	10 × 10.5	0.09	670	12.5×13.5	0.14	800
470	471	10 × 13.5 (10 × 10.5)	0.075 (0.09)	800 (670)	12.5×13.5 (10×13.5)	0.065 (0.075)	900 (800)	16×16.5 (12.5×16)	0.10 (0.12)	1150 (900)
680	681	12.5×13.5	0.065	900	12.5×16 (12.5×13.5)	0.060 (0.065)	1050 (900)			
1000	102	16×16.5 (12.5×16)	0.055 (0.060)	1350 (1050)	16×16.5	0.055	1350	Case size ∅D×L(mm) 尺寸	Impedance (Ω) at 20°C 100KHz 阻抗值	Ripple current (mA rms) at 105°C 100KHz 紋波電流
1500	152	16×16.5	0.055	1350						

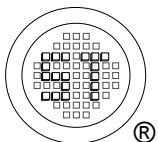
□ FREQUENCY COEFFICIENT OF ALLOWABLE RIPPLE CURRENT 紋波電流頻率補償係數

Frequency 頻率		50Hz	120Hz	300Hz	1KHz	10KHz~
Coefficient 係數	∅4 ~ ∅10	4.7 ~ 68μF	0.35	0.50	0.64	0.83
		100 ~ 1500μF	0.40	0.55	0.70	0.85
	∅12.5 ~ ∅16	~ 680μF	0.45	0.65	0.80	0.90
		1000 ~ 4700μF	0.65	0.85	0.95	1.00

- Taping specifications are given in page 11. 編帶標準請參閱第 11 頁。
- Please refer to page 12 for the minimum package quantity. 最小包裝數量請參閱第 12 頁。


NOTE: All designs and specifications are for reference only and are subject to change without prior notice. If any doubt about safety for your application, please contact us immediately for technical assistance before purchase.

注：以上所提供的設計及特性參數僅供參考，任何修改不作預先通知。如果在使用上有疑問，請在採購前與我們聯繫，以便提供技術上的協助。



SEMTECH ELECTRONICS LTD.

(Subsidiary of Sino-Tech International Holdings Limited, a company listed on the Hong Kong Stock Exchange, Stock Code: 724)



ISO/TS 16949:2002
Certificate No. 05103

ISO 14001:2004
Certificate No. 7116

ISO 9001:2000
Certificate No. 050608

BS-OHSAS 18001:2007
Certificate No. 7116

IECQ QC 080000
Certificate No. PC18P181